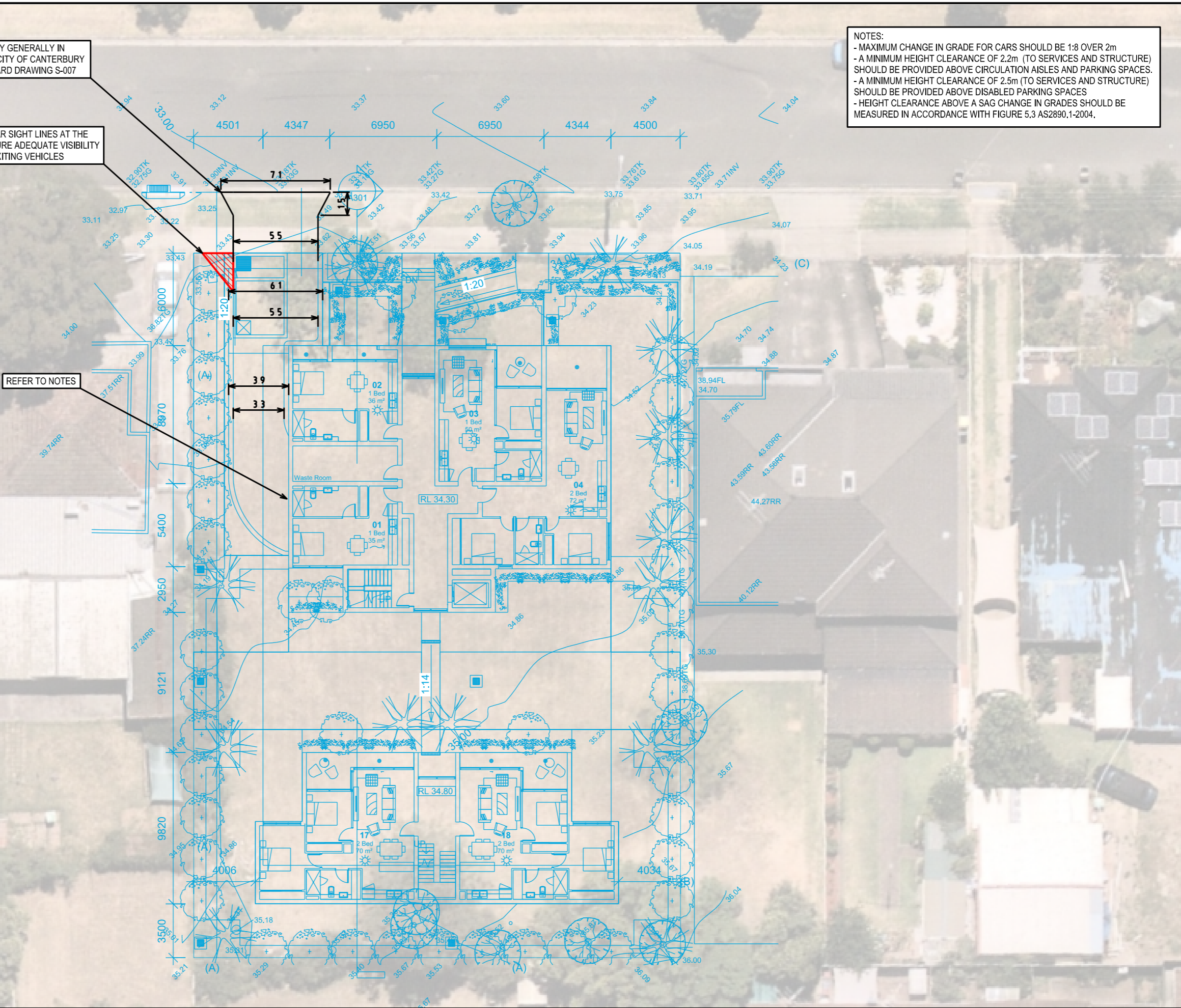


PROPOSED DRIVEWAY GENERALLY IN ACCORDANCE WITH CITY OF CANTERBURY BANKSTOWN STANDARD DRAWING S-007

MAINTAIN 2.5m x 2m CLEAR SIGHT LINES AT THE PROPERTY LINE TO ENSURE ADEQUATE VISIBILITY TO PEDESTRIANS FOR EXITING VEHICLES

REFER TO NOTES

NOTES:
 - MAXIMUM CHANGE IN GRADE FOR CARS SHOULD BE 1:8 OVER 2m
 - A MINIMUM HEIGHT CLEARANCE OF 2.2m (TO SERVICES AND STRUCTURE) SHOULD BE PROVIDED ABOVE CIRCULATION AISLES AND PARKING SPACES.
 - A MINIMUM HEIGHT CLEARANCE OF 2.5m (TO SERVICES AND STRUCTURE) SHOULD BE PROVIDED ABOVE DISABLED PARKING SPACES
 - HEIGHT CLEARANCE ABOVE A SAG CHANGE IN GRADES SHOULD BE MEASURED IN ACCORDANCE WITH FIGURE 5.3 AS2890.1-2004.



\\tpa_data\FFPA_DATA\W0R02121188 - 175-177 WELLINGTON ROAD_SEFTON\DRAWING\CAD\21188-MD-01-P1.dgn
 Plt by sherrick

175-177 WELLINGTON ROAD, SEFTON
 CAR PARK COMPLIANCE REVIEW
 GROUND
 CONCEPT LAYOUT
 DRAWING REF NO. 21188-MD-01-P1

SHEET NO. 01 OF 06

ISSUE DATE 24 JUNE 2021

DESIGNED BY S.YOU
 REVIEWED BY M.KONG
 SCALE A3 0 2.5 5 1:250

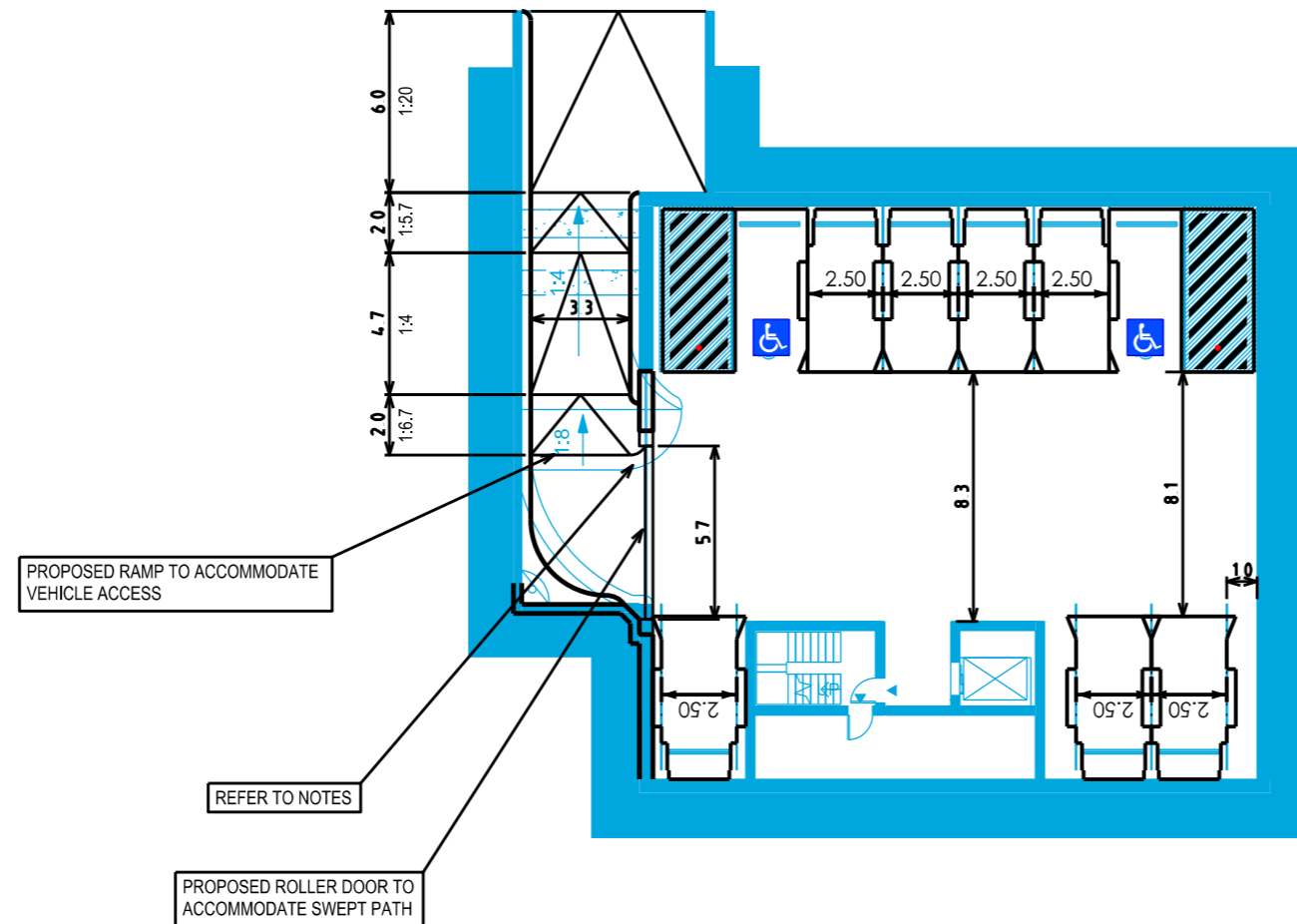


PRELIMINARY PLAN
 FOR DISCUSSION PURPOSES
 ONLY SUBJECT TO CHANGE
 WITHOUT NOTIFICATION

WARNING
 THE CONSULTING ENGINEER'S SERVICES ARE LIMITED TO THE DESIGN OF THE CAR PARK ONLY. THE EXISTING SITE SHALL BE PROVIDED BY THE CLIENT. SERVICES SHOWN ARE NOT GUARANTEED.

ttpa TRANSPORT AND TRAFFIC PLANNING ASSOCIATES
 Established 1994
 Address: Level 5, Suite 502 / 282 Victoria Ave., Chatswood NSW 2067
 P: 02 9411 5660 E: info@tpa.com.au W: www.tpa.com.au

- NOTES:
- MAXIMUM CHANGE IN GRADE FOR CARS SHOULD BE 1:8 OVER 2m
 - A MINIMUM HEIGHT CLEARANCE OF 2.2m (TO SERVICES AND STRUCTURE) SHOULD BE PROVIDED ABOVE CIRCULATION AISLES AND PARKING SPACES.
 - A MINIMUM HEIGHT CLEARANCE OF 2.5m (TO SERVICES AND STRUCTURE) SHOULD BE PROVIDED ABOVE DISABLED PARKING SPACES
 - HEIGHT CLEARANCE ABOVE A SAG CHANGE IN GRADES SHOULD BE MEASURED IN ACCORDANCE WITH FIGURE 5.3 AS2890.1-2004.

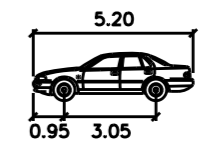


t:\tpa_data\FFPA_DATA\WORK\21188-175-177 WELLINGTON ROAD, SEFTON\DRAWING\CAD\21188-MD-01-P1.dgn



PRELIMINARY PLAN
 FOR DISCUSSION PURPOSES
 ONLY SUBJECT TO CHANGE
 WITHOUT NOTIFICATION

WARNING
 THE ACCURACY OF DIMENSIONS AND SERVICES
 IS UNLIMITED ONLY.
 THE EXACT LOCATION SHALL BE PROVIDED IN THE
 ALL DIMENSIONS SHOWN ARE NOT GUARANTEED.



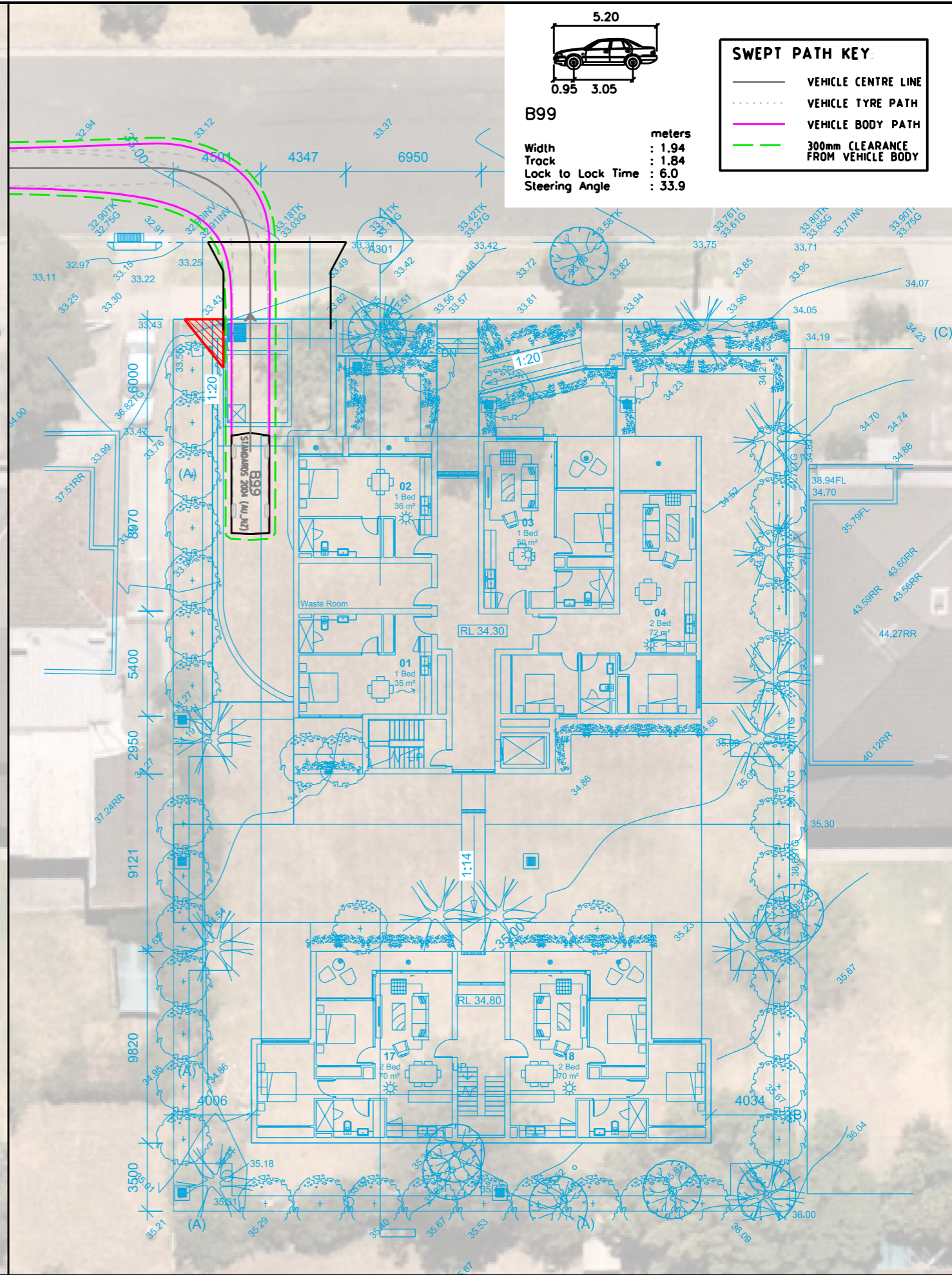
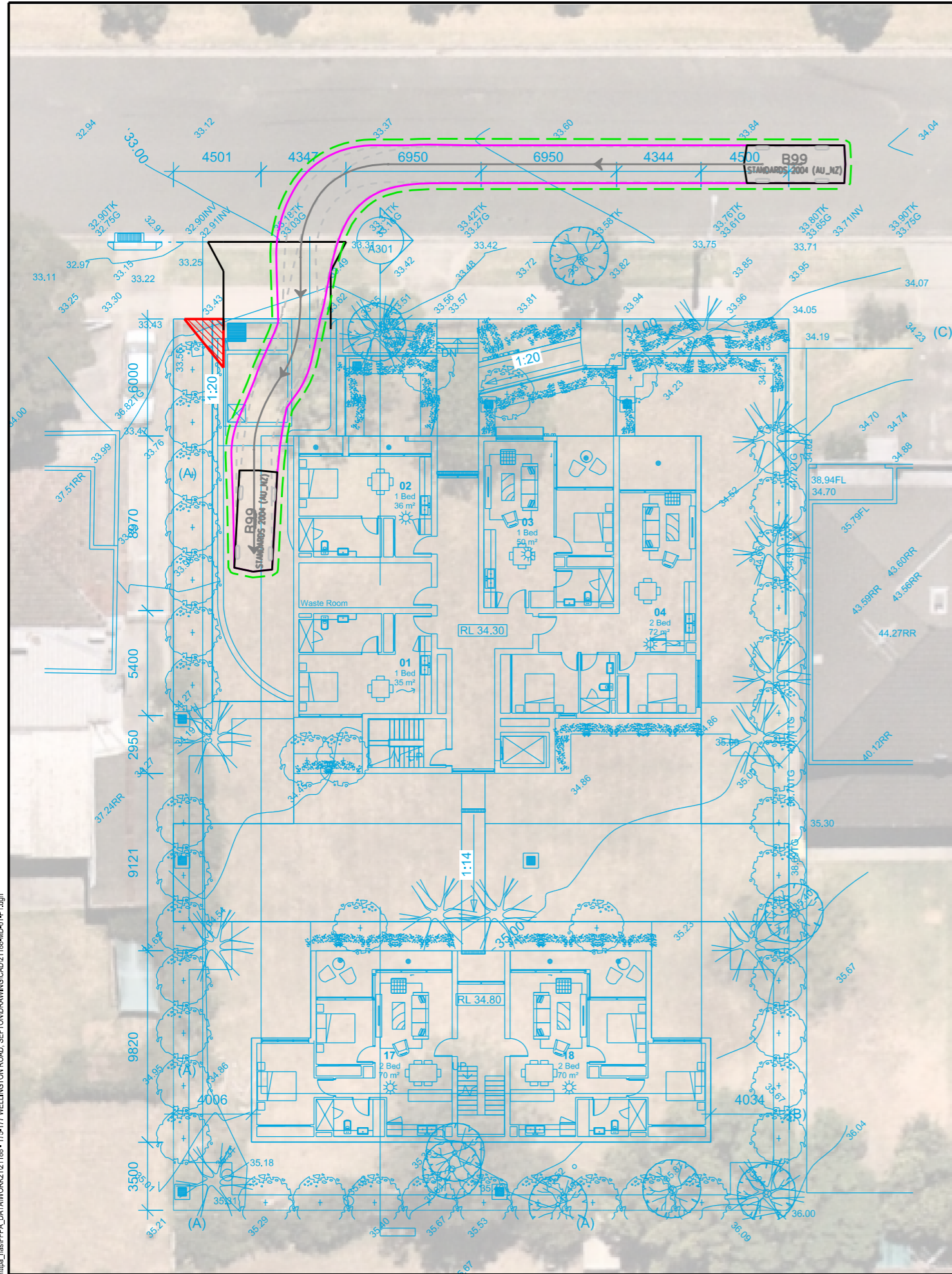
SWEPT PATH KEY:

- VEHICLE CENTRE LINE
- VEHICLE TYRE PATH
- VEHICLE BODY PATH
- 300mm CLEARANCE FROM VEHICLE BODY

B99

Width : 1.94
 Track : 1.84
 Lock to Lock Time : 6.0
 Steering Angle : 33.9

meters



\\\tpa_data\FFPA_DATA\W0212188 - 175-177 WELLINGTON ROAD, SEFTON\DRAWING\CAD\21188-MD-01-P1.dgn
 Plt by sherrick


175-177 WELLINGTON ROAD, SEFTON
 CAR PARK COMPLIANCE REVIEW
 GROUND
 SWEEP PATH ASSESSMENT
 DRAWING REF NO. 21188-MD-01-P1

SHEET NO. 03 OF 06

ISSUE DATE 24 JUNE 2021

DESIGNED BY S.YOU
 REVIEWED BY M.KONG

SCALE A3 0 2.5 5 1:250

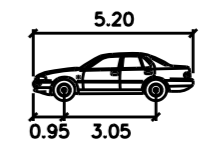


PRELIMINARY PLAN
 FOR DISCUSSION PURPOSES
 ONLY SUBJECT TO CHANGE
 WITHOUT NOTIFICATION

WARNING
 THE CONTENTS OF THIS DRAWING ARE FOR INFORMATION ONLY.
 THE EXACT LOCATION SHALL BE PROVIDED BY THE CLIENT.
 ALL DRAWING SERVICES PROVIDED ARE NOT GUARANTEED.

ttpa TRANSPORT AND TRAFFIC PLANNING ASSOCIATES
 Established 1994

Address: Level 5, Suite 502 / 282 Victoria Ave, Chatswood NSW 2067
 P: 02 9411 5660 E: info@tpa.com.au W: www.tpa.com.au

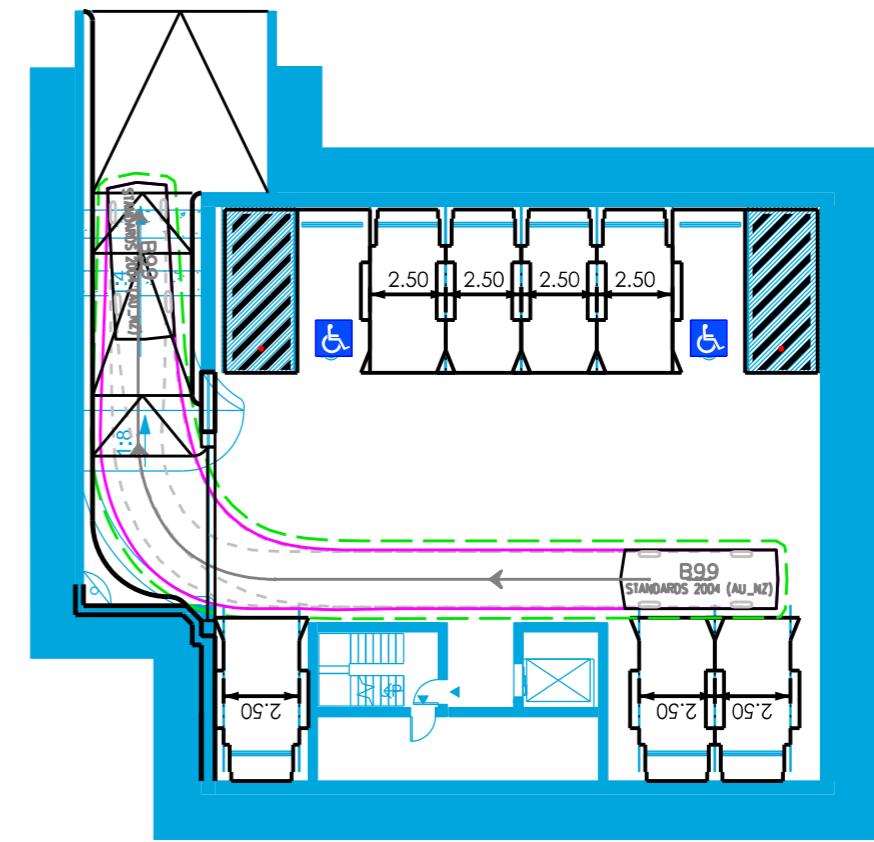
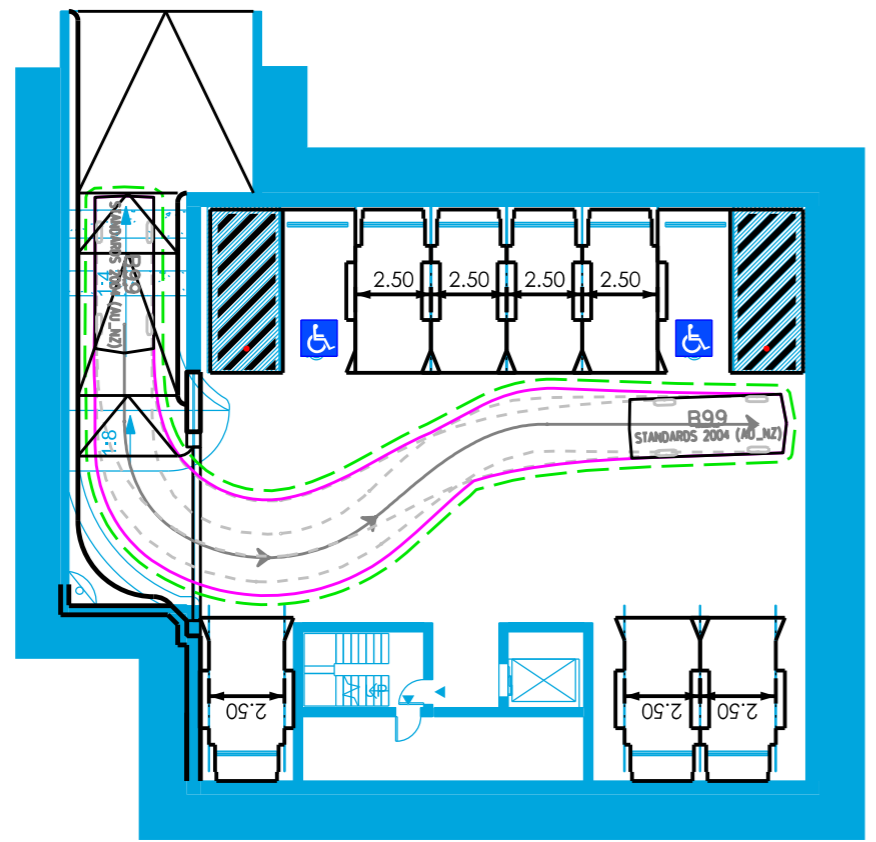


B99

	meters
Width	: 1.94
Track	: 1.84
Lock to Lock Time	: 6.0
Steering Angle	: 33.9

SWEPT PATH KEY:

- VEHICLE CENTRE LINE
- VEHICLE TYRE PATH
- VEHICLE BODY PATH
- 300mm CLEARANCE FROM VEHICLE BODY



I:\tpa_data\FFPA_DATA\WORK\21188-175-177 WELLINGTON ROAD_SEFTON\DRAWING\CAD\21188-MD-01-P1.dgn


175-177 WELLINGTON ROAD, SEFTON
 CAR PARK COMPLIANCE REVIEW
 GROUND
 SWEPT PATH ASSESSMENT
 DRAWING REF NO. 21188-MD-01-P1

SHEET NO. 04 OF 06

ISSUE DATE 24 JUNE 2021

DESIGNED BY S.YOU REVIEWED BY M.KONG

SCALE A3 0 2.5 5 1:250

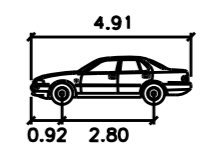


PRELIMINARY PLAN
 FOR DISCUSSION PURPOSES
 ONLY SUBJECT TO CHANGE
 WITHOUT NOTIFICATION

WARNING
 THE LOCATIONS OF UNDERGROUND SERVICES
 ARE APPROXIMATE ONLY.
 THE EXACT LOCATION SHALL BE PROVEN ON SITE.
 ALL EXISTING SERVICES SHOULD BE NOTIFIED.

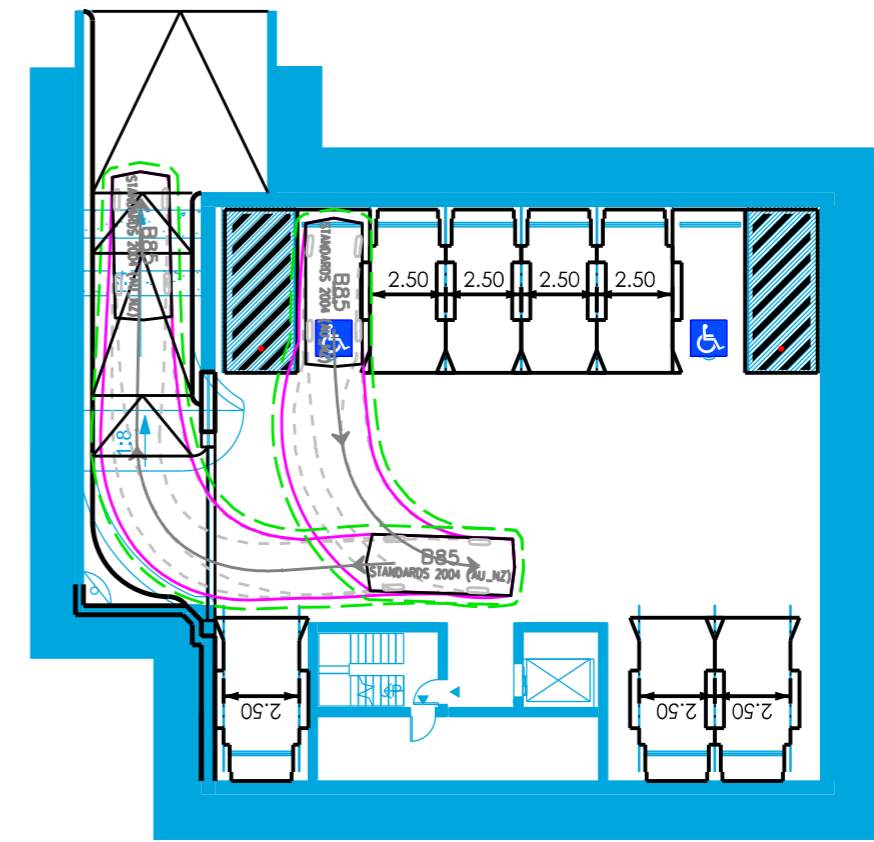
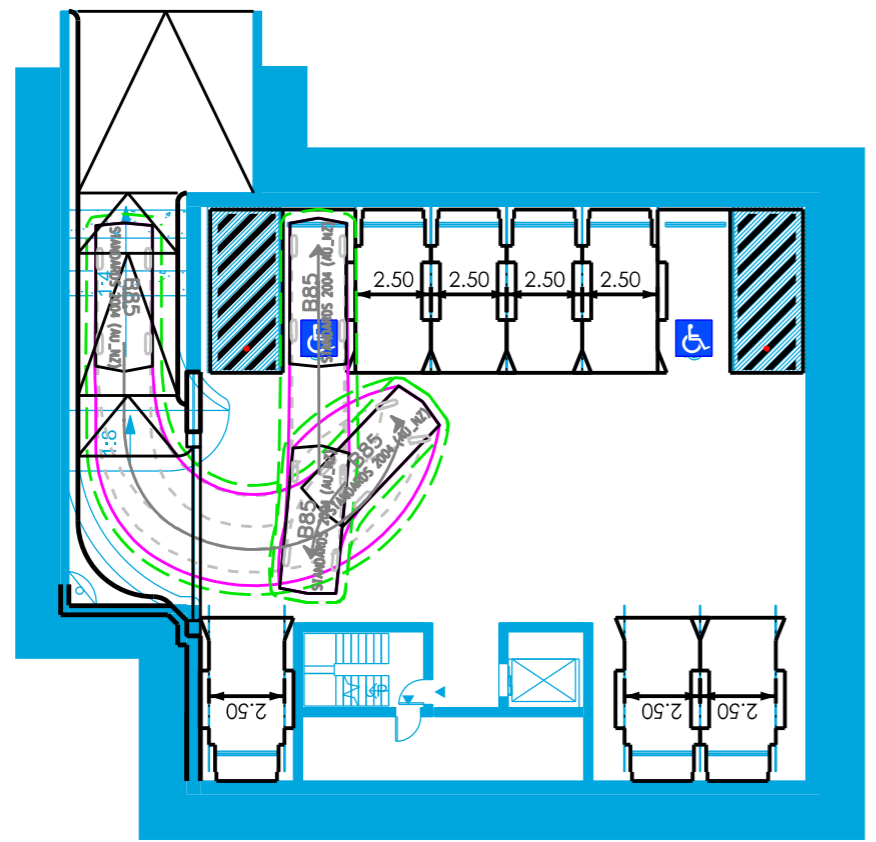
ttpa TRANSPORT AND TRAFFIC PLANNING ASSOCIATES
Established 1994

Address: Level 5, Suite 502 / 282 Victoria Ave, Chatswood NSW 2067
 P: 02 9411 5660 E: info@tpa.com.au W: www.tpa.com.au



B85
 meters
 Width : 1.87
 Track : 1.77
 Lock to Lock Time : 6.0
 Steering Angle : 34.1

SWEEP PATH KEY:	
	VEHICLE CENTRE LINE
	VEHICLE TYRE PATH
	VEHICLE BODY PATH
	300mm CLEARANCE FROM VEHICLE BODY




\\tpa_data\FFPA_DATA\WORK\21188-175-177 WELLINGTON ROAD_SEFTON\DRAWING\CAD\21188-MD-01-P1.dgn
 Plt by shirlock

175-177 WELLINGTON ROAD, SEFTON
 CAR PARK COMPLIANCE REVIEW
 GROUND
 SWEEP PATH ASSESSMENT
 DRAWING REF NO. 21188-MD-01-P1

SHEET NO. 05 OF 06

ISSUE DATE 24 JUNE 2021

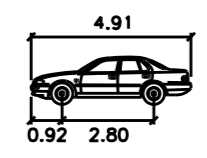
DESIGNED BY S.YOU
 REVIEWED BY M.KONG
 SCALE A3 0 2.5 5 1:250



PRELIMINARY PLAN
 FOR DISCUSSION PURPOSES
 ONLY SUBJECT TO CHANGE
 WITHOUT NOTIFICATION

WARNING
 THE LOCATIONS OF UNDERGROUND SERVICES
 ARE APPROXIMATE ONLY.
 THE EXACT LOCATION SHALL BE PROVIDED IN THE
 ALLIED WORK SERVICES DRAWING SET.

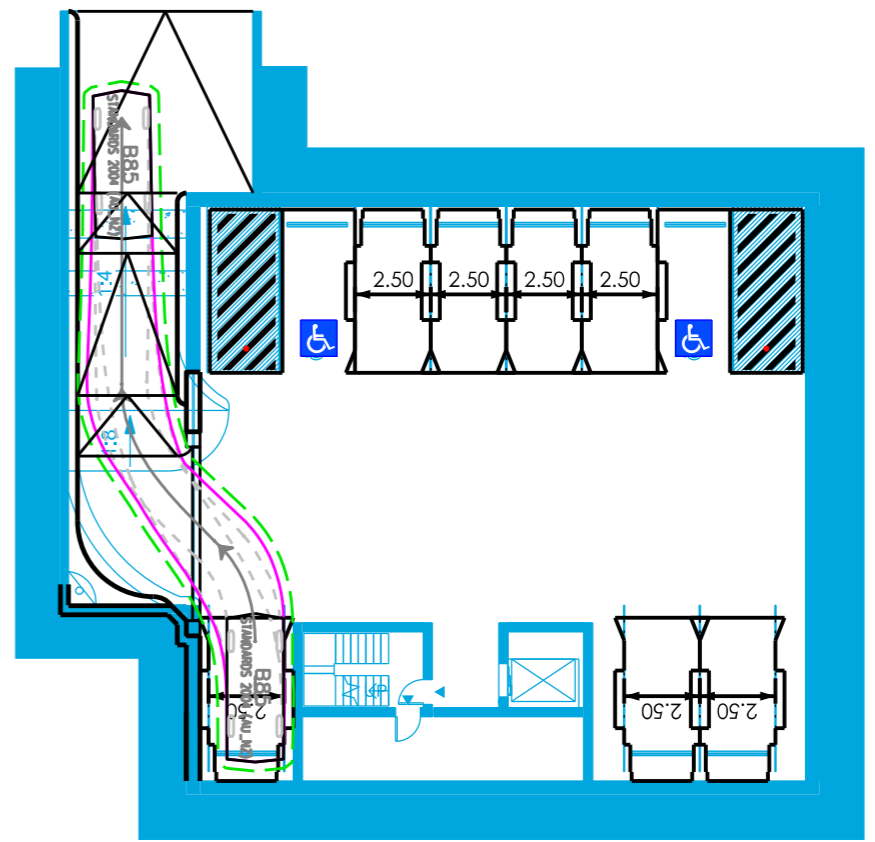
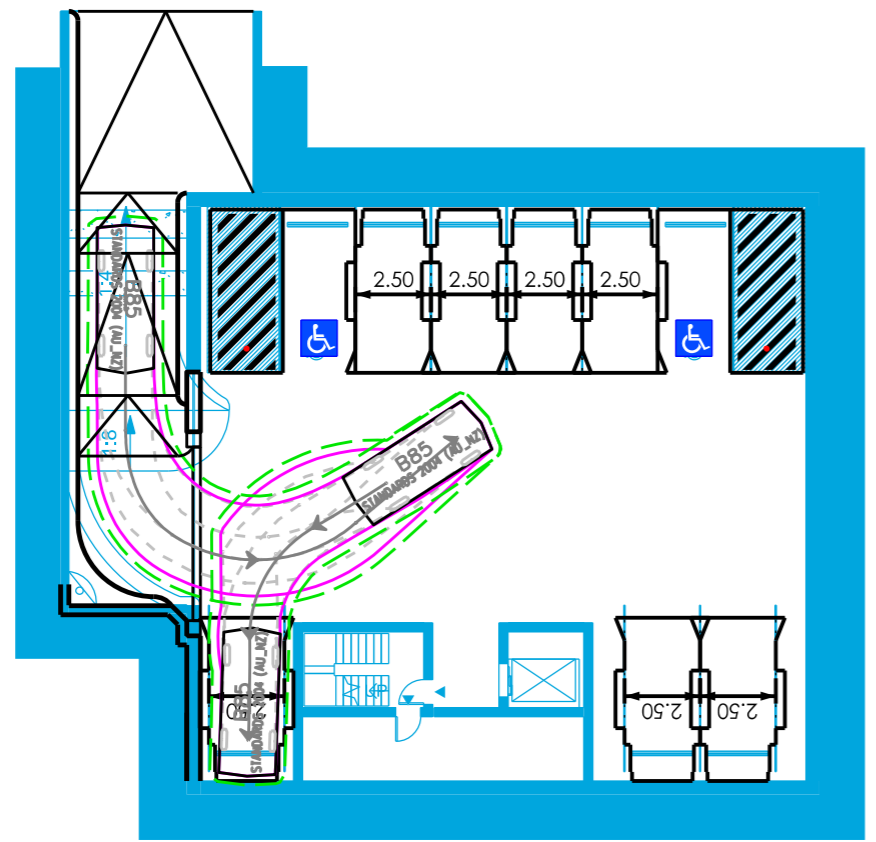
ttpa TRANSPORT AND TRAFFIC PLANNING ASSOCIATES
 Established 1994
 Address: Level 5, Suite 502 / 282 Victoria Ave, Chatswood NSW 2067
 P: 02 9411 5660 E: info@tpa.com.au W: www.tpa.com.au



B85

Width : 1.87
 Track : 1.77
 Lock to Lock Time : 6.0
 Steering Angle : 34.1

SWEEP PATH KEY:	
	VEHICLE CENTRE LINE
	VEHICLE TYRE PATH
	VEHICLE BODY PATH
	300mm CLEARANCE FROM VEHICLE BODY



P: 02 9411 5660 E: info@tppa.com.au W: www.tppa.com.au

175-177 WELLINGTON ROAD, SEFTON
 CAR PARK COMPLIANCE REVIEW
 GROUND
 SWEEP PATH ASSESSMENT
 DRAWING REF NO. 21188-MD-01-P1

SHEET NO. 06 OF 06

ISSUE DATE 24 JUNE 2021

DESIGNED BY S.YOU
 REVIEWED BY M.KONG

SCALE A3 0 2.5 5 1:250



PRELIMINARY PLAN
 FOR DISCUSSION PURPOSES
 ONLY SUBJECT TO CHANGE
 WITHOUT NOTIFICATION

WARNING
 THE LOCATION OF UNDERGROUND SERVICES
 HAS NOT BEEN CHECKED.
 THE EXACT LOCATION SHALL BE PROVEN ON SITE.
 ALL EXISTING SERVICES SHOULD BE NOTIFIED.

tppa TRANSPORT AND TRAFFIC PLANNING ASSOCIATES
 Established 1994

Address: Level 5, Suite 502 / 282 Victoria Ave, Chatswood NSW 2067
 P: 02 9411 5660 E: info@tppa.com.au W: www.tppa.com.au